



Rube Goldberg

Design Phase


Group re-cap



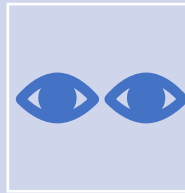
Review names – does everyone know everyone else's names?



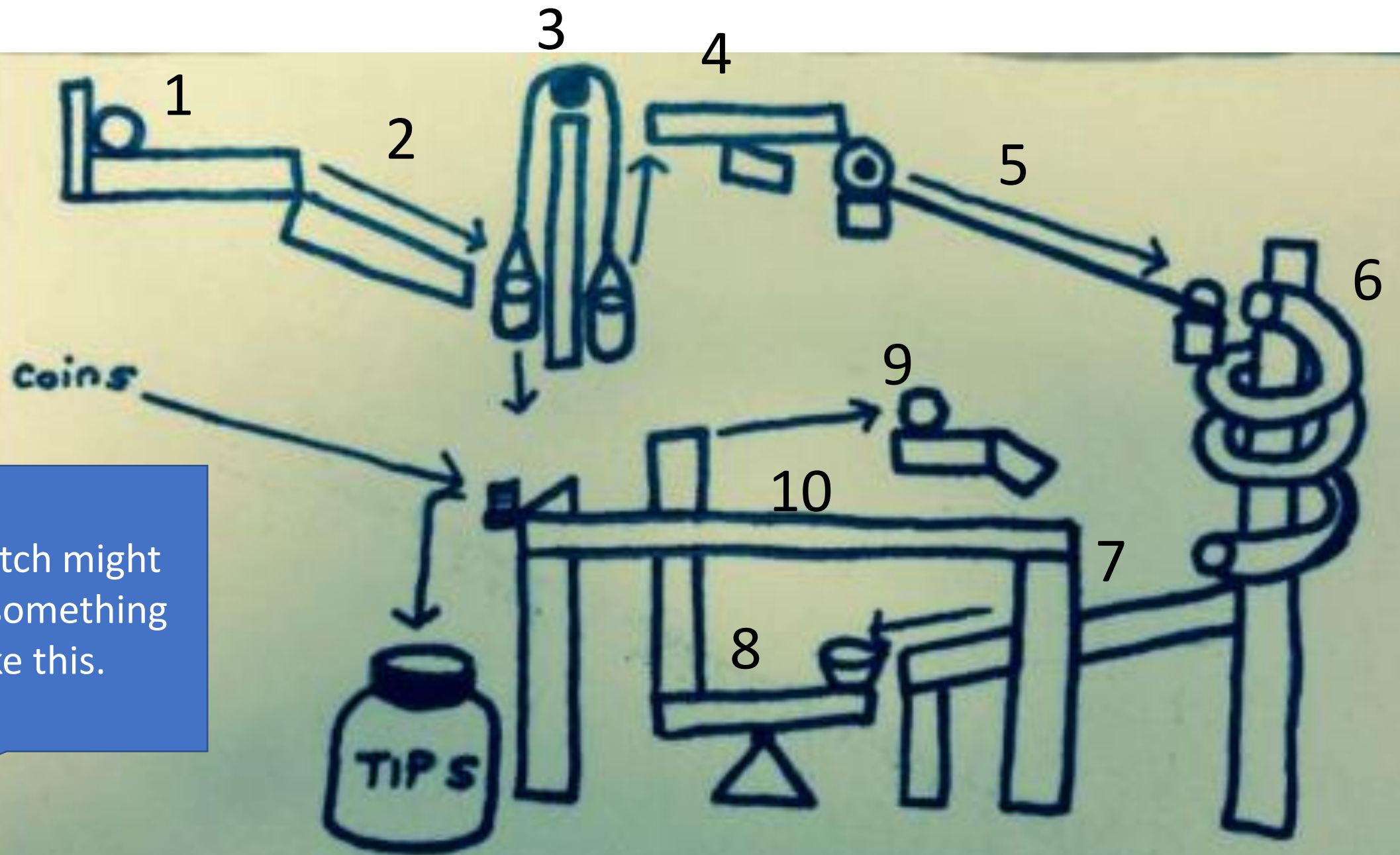
Review theme.



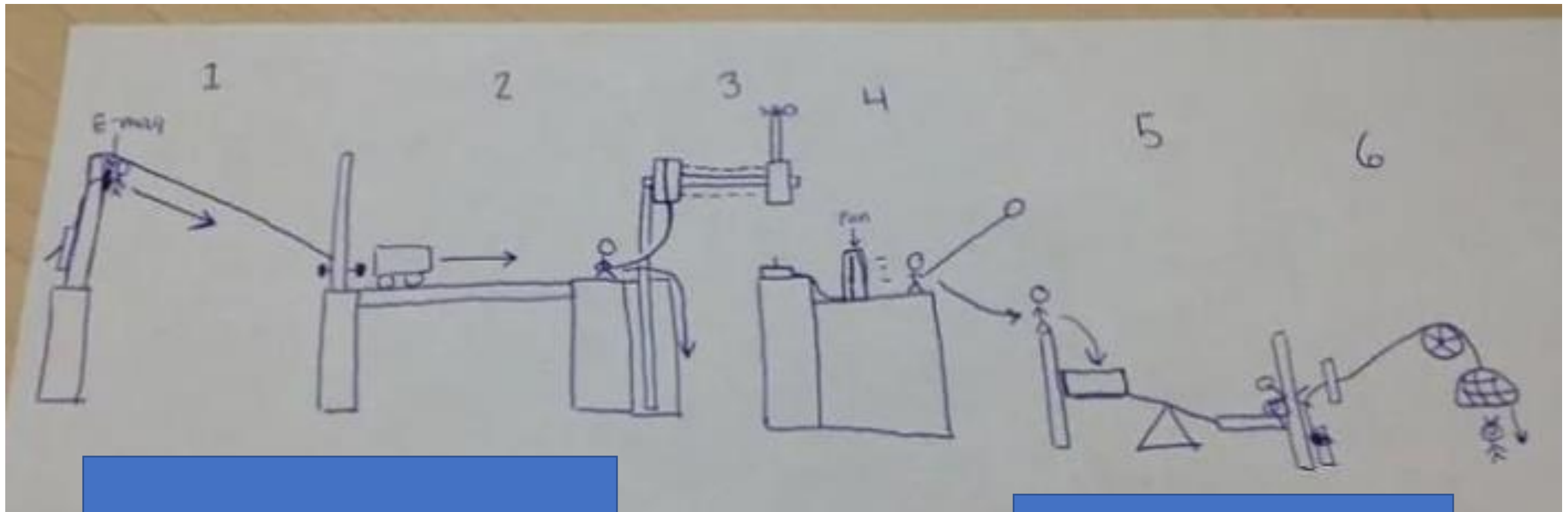
Review task for your machine.



What did you do last night? Name the thing you watched. Be specific. Was it any good?

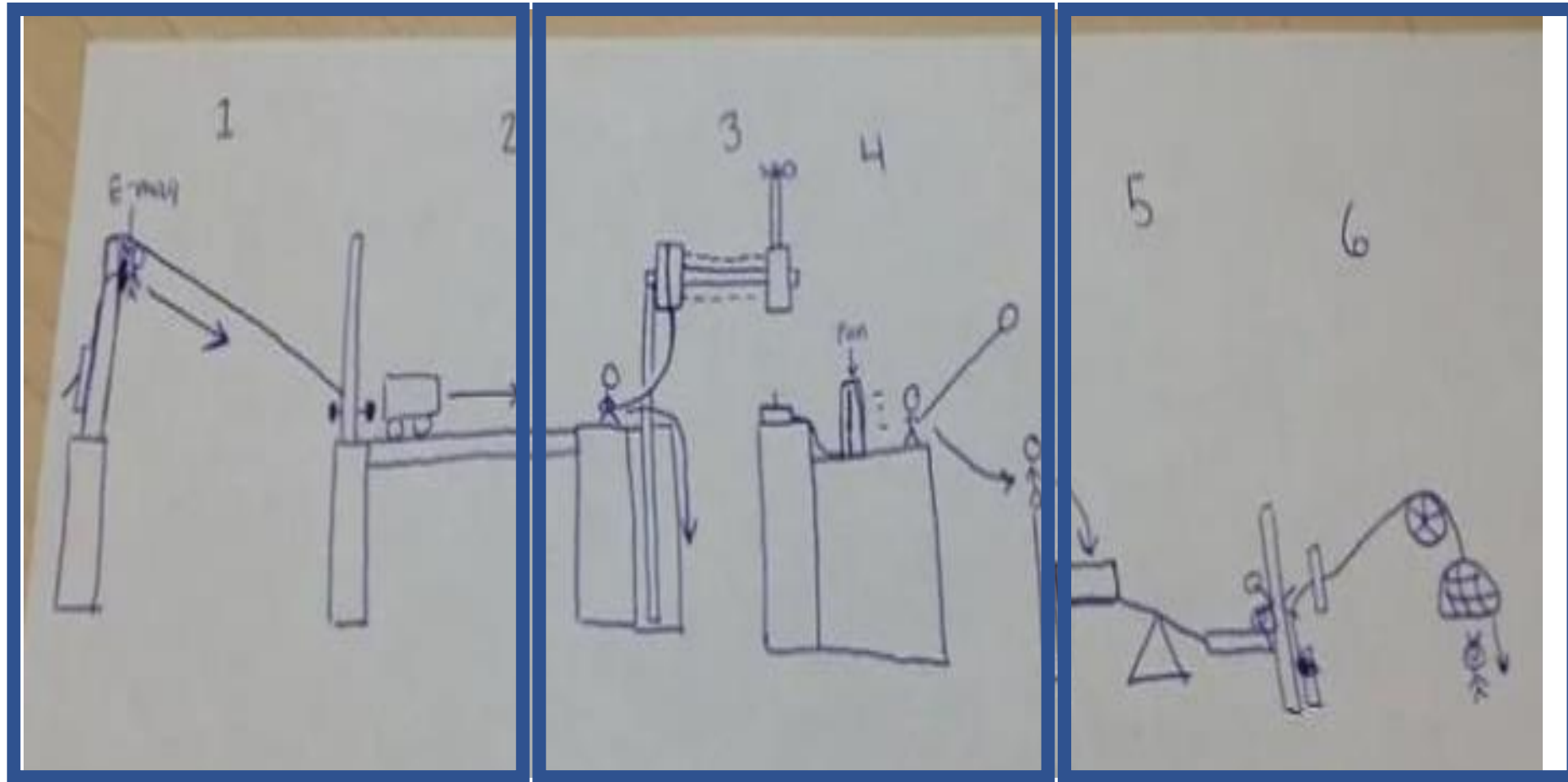


A sketch might look something like this.



Individual
Designs

Quick 5-minute
sketch

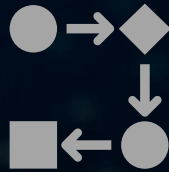


Life sized Model

Due at end of today



Individual rough
brainstorming
drawings for
each member of
the group.



One group drawing
(roughly to scale)
putting together
the good ideas.



List of tasks, split
up by group
member.



ADD TO
YESTERDAY's
package. Resubmit
it all.

Supplies we've got:

- Lego
- Kinex
- Cardboard. Lots of cardboard. So much cardboard.
- Dominos
- Paper
- Spoons
- Popsicle Sticks
- Elastic Bands
- Hex bugs
- Cups
- String
- Yarn
- Ribbon
- Marbles
- Bottle Caps
- Fun Foam
- Paper clips

Person 1

Finish the life-size design drawing.

**MAKE SURE
YOUR NAMES
ARE ON IT.**

Person 2

Fill in the #3 design form.

Person 3

Make sure pictures have been taken & that analysis is complete.

1. Hand in all analysis and design paperwork!
2. Claim a section in the shelves
3. Sit down in a space with a device.

Open your learning journal.

Make a page for each day. Add in pictures and captions.

- All about me section (add pictures)
- Mon Feb 13 – Pulleys, Integers, Dual Self Portrait
- Tues Feb 14 – More pulleys, integers, 3 paragraph
- Wed Feb 15 – Brainstorming pics Rube Goldberg
- Thurs Feb 16 – Design pics Rube Goldberg