

ICS3U – Picture List – Flow Free













Name: Theme:

1. Choose your game objects:


Blank: 	End: 	Middle: 
---	---	--

2. What is the maximum size of the... Screen:x..... A single grid picture:x.....

3. Check off your pictures when they are done. Name your pictures as shown.

<input type="checkbox"/> 0  blank	<input type="checkbox"/> 1  Red end	<input type="checkbox"/> 2  Orange end	<input type="checkbox"/> 3  Yellow end	<input type="checkbox"/> 4  Green end	<input type="checkbox"/> 5  Blue end
	<input type="checkbox"/> 6  Red middle	<input type="checkbox"/> 7  Orange middle	<input type="checkbox"/> 8  Yellow middle	<input type="checkbox"/> 9  Green middle	<input type="checkbox"/> 8  Blue middle

4. Check off the screen elements when they are done.



- Title
- Level indicated
- Background colour changed
- Button colours all changed
- Button for Instructions
- Button for Reset
- Button for Next Level
- Button for Check Win
- Grid full of pictures
- Moves Taken label (if desired)